



Multi-mode Fiber Laser

YLLM-Plus-12000-W

976nm high efficiency bidirectional pumping technology, high EO conversion efficiency, multi-module design, can achieve independent module control, is a compact volume, good beam quality, maintenance-free high power fiber laser, both thin plate high-speed cutting and medium thick plate bright surface cutting, perforation efficiency is higher.

Advantages

- New platform, smaller volume, higher integration;
- Multi-module design, stable operation, less failure;
- Power fluctuation less than 5%, response speed <math><25\mu s</math>, photoelectric efficiency $\geq 40\%$;
- The Plus version is specially optimized for laser cutting applications for higher processing efficiency.

Applications

Widely used in laser cutting, laser welding, laser cladding, laser brazing, laser surface heat treatment, etc., the application of hardware, medical, automotive, shipbuilding, aviation, construction machinery and other fields.

GW's economical laser series is oriented to the user group with the ultimate cost performance requirement, taking economy as the core, taking into account high quality and low price, which can fully meet the daily production and use needs of customers.

- Multi-module design, a single module can still run sustainably when the exception is closed
- CHF technology, improve cutting speed and meet cutting consistency requirements
- ABR anti-reflection design, suitable for a variety of high reflective materials processing applications
- The output core diameter can be customized to meet the application requirements of multiple scenarios



EO conversion efficiency $\geq 42\%$



Easily process high anti materials



Power closed loop control

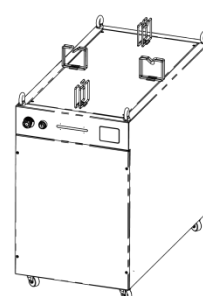
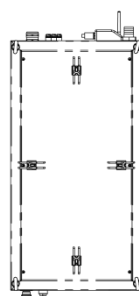
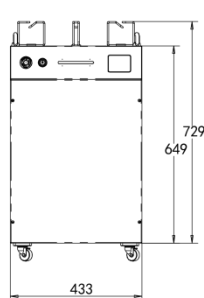
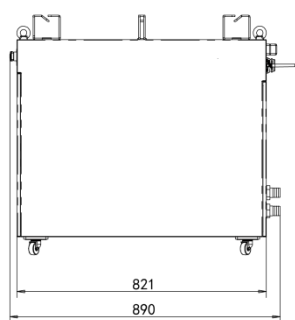


Custom waveform output

Multi-mode Fiber Laser

YLLM-Plus-12000-W

Product specification parameter	YLLM-Plus-12000-W
Output Power (watt)	12000
Operating Mode	CW/Pulse
Output Power Range (%)	1-100
Output Laser Wavelength (nm)	1070±10
Beam Quality	BPP≤4
Interface Type	QBH
Delivery Fiber Core Diameter (conventional configuration, optional)	100um
Cooling Method	Water-cooling
Ambient Temperature Range (°C)	5-45
Input Voltage	380VAC/50Hz
Dimension (mm)	649 x 433 x 890 (L×W×H)
Weight (kg)	310



Unit: mm

Legal Notice: All product information is believed to be accurate and subject to change without notice.

Legal statement:

GW smart fiber laser products are designed in strict accordance with safety regulations. All production is in accordance with international standards and regulations currently in force in the country. Each GW laser has a warning sign as shown in the figure.

MAX. AVERAGE OUTPUT POWER: 12 kW
MAX. PEAK OUTPUT POWER: 20 kW
PULSE DURATION: 0.2-2 ms
PULSE REPETITION RATE: 50 Hz-10 kHz
WAVELENGTH RANGE: 900-1200 nm

DANGER - INVISIBLE LASER
RADIATION AVOID EYE OR SKIN
EXPOSURE TO DIRECT OR
SCATTERED RADIATION
CLASS 4 LASER PRODUCT

IEC 60825-1:2014



GW(Shanghai) Laser Technology Co.,Ltd. Tel: +86 2139721122 Email: sales@gwlaser.tech

Web: www.gwlaser.tech Addr: Building 5-1, No.398, Shuanglian Road, Xujing Town, Qingpu District, Shanghai